

BM35 da 1 a 6 leve

BM35 from 1 to 6 levers

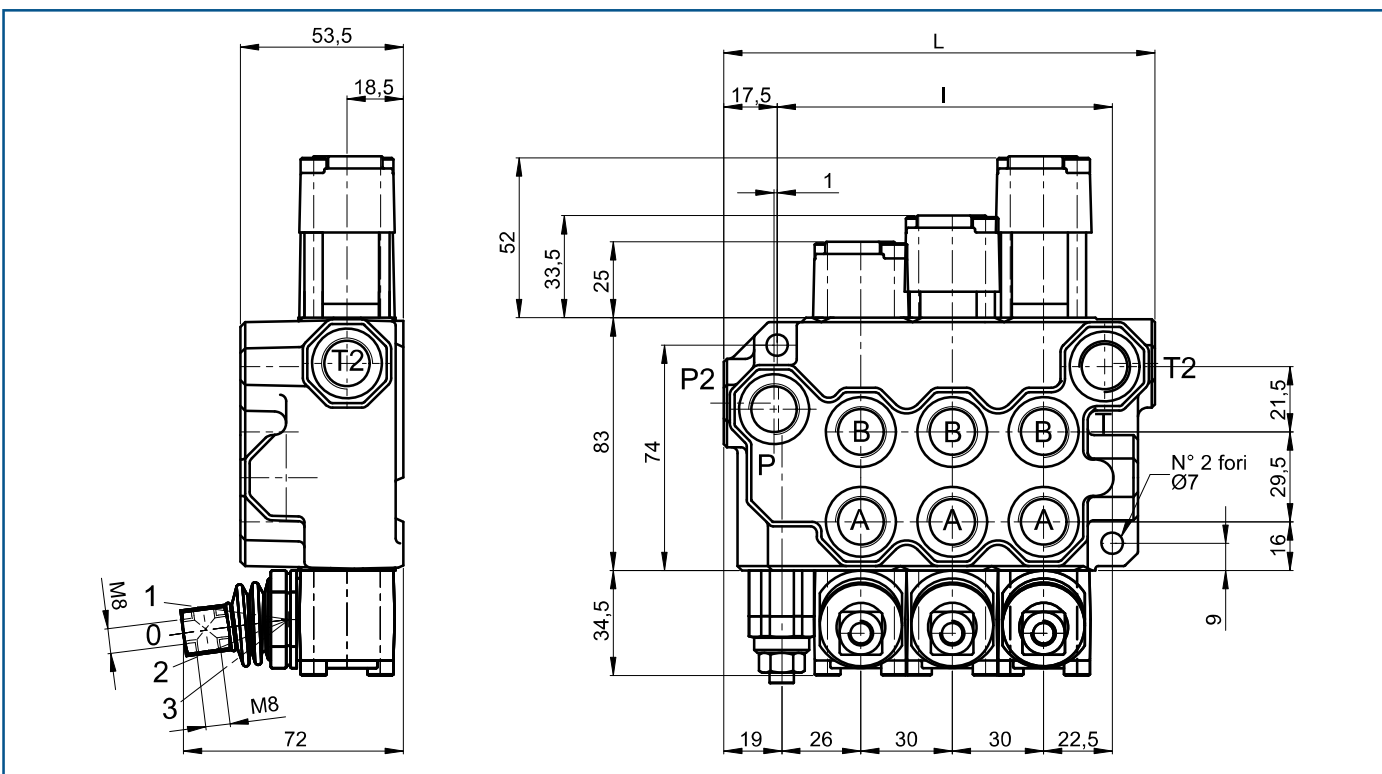
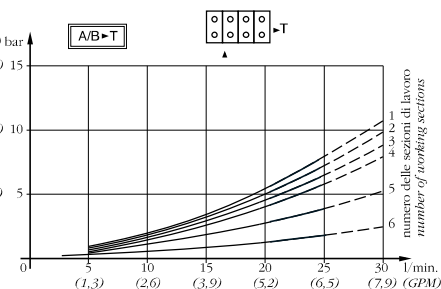
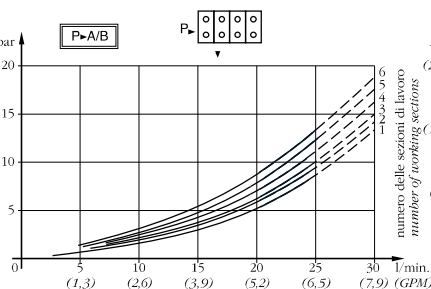
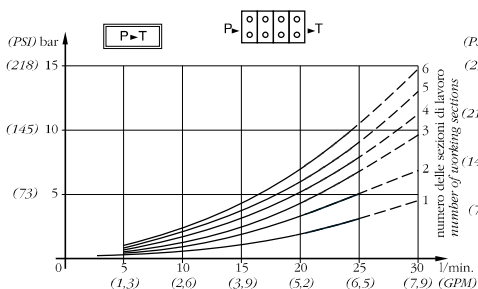
Caratteristiche generali / Technical characteristics		
	l/min	GPM
• Portata nominale / Nominal flow	25	6,6
• Portata limite / Max flow	35	9,2
	bar	PSI
• Pressione nominale / Nominal pressure	250	3600
• Pressione max sugli utilizzi / Max pressure on ports	320	4700
• Contropressione max allo scarico / Max pressure in tank-line	80	1100



P-T - TEMPERATURA OLIO 50°C - VISCOSITÀ 3,5°E

P-A/B - TEMPERATURA OLIO 50°C - VISCOSITÀ 3,5°E

A/B-T - TEMPERATURA OLIO 50°C - VISCOSITÀ 3,5°E



MOD	L	I	Kg
BM35/1	81,5	50	1,8
BM35/2	111,5	80	2,7
BM35/3	141,5	110	3,8
BM35/4	171,5	140	4,6
BM35/5	201,5	170	5,4
BM35/6	231,5	200	6,2

FILETTATURA STANDARD - STANDARD THREADS

COD	A-B	P	T	P ₂	T ₂
G	3/8"	3/8"	3/8"	3/8"	3/8"
F	3/4" - 16	3/4" - 16	3/4" - 16	3/4" - 16	3/4" - 16

◀ Su richiesta filettature diverse
Other threads available on request

