








Features 	Caratteristiche 	Merkmale 	Caractéristiques 
Connection by screwing together the two parts	Connessione avvitando maschio e femmina	Verbindung durch Verschrauben der beiden Teile	Connexion en dévissant les deux parties
Disconnection by unscrewing the two parts	Disconnessione svitando maschio e femmina	Entkuppeln durch Abschrauben	Déconnexion en dévissant les deux parties
Shut off by poppet valve	Sistema di tenuta mediante valvola a funghetto	Verschluß durch Kegelventil	Système d'étanchéité à clapet standard
Connectable under residual pressure	Innestabile con pressione residua	Kuppelbar unter Restdruck	Connectable sous pression résiduelle
Disconnection under residual pressure	Disconnessione con pressione residua	Entkuppelbar unter Restdruck	Déconnexion avec une pression résiduelle
Interchangeability German Market	Intercambiabilità mercato Tedesco	Austauschbarkeit deutschen Markt	Interchangeabilité marché Allemand

Fields of application
Settori di applicazione
Anwendungsbereiche
Domaines d'application



Size Base BG Taille	Working pressure Pressione di esercizio Betriebsdruck Pression de service	Flow Rate Portata Durchsatz Débit	Burst Pressures Pressione di scoppio Berstdruck Pression d'éclatement			
		@ 0,2 MPa pressure drop				
mm	inch	MPa (PSI)	l/min (GPM)	MPa (PSI)	MPa (PSI)	MPa (PSI)
6.3	1/4"	50 (7500)	13 (3.3)	150 (22500)	160 (24000)	170 (24200)
10	3/8"	40 (5700)	25 (6.5)	120 (17100)	130 (18600)	170 (24200)
12.5	1/2"	40 (5700)	75 (19.8)	120 (17100)	140 (20000)	140 (20000)
20	3/4"	35 (5000)	135 (35.2)	110 (15700)	120 (17100)	140 (20000)
25	1"	35 (5000)	250 (66.1)	110 (15700)	130 (18600)	140 (20000)
40	1 1/2"	35 (5000)	450 (119)	110 (15700)	110 (15700)	110 (15700)

Technical Specifications	Specifiche Tecniche	Technischen Daten	Caractéristiques Techniques
 High grade carbon steel with heat treated wear parts	Acciaio ad alto tenore di carbonio con parti sollecitate, trattate termicamente	High Quality Karbonstahl Induktionsgeärtet in besonders beanspruchter Stress zone	Acier à haute teneur en carbone avec traitement thermique des pièces d'usure
 NBR Backup ring in PTFE	NBR Anello antiestrusione PTFE	NBR Stützring in PTFE	NBR Anneau anti-extrusion en PTFE
 -25°C to +125°C (-13°F to +257°F)	-25°C a +125°C (-13°F a +257°F)	-25°C to +125°C (-13°F to +257°F)	-25°C à +125°C (-13°F à +257°F)
 Mate500®	Mate500®	Mate500®	Mate500®
 According to ISO 7241-2	Secondo la norma ISO 7241-2	Nach ISO 7241-2	Selon la norme ISO 7241-2

ISO A - ISO B - Standard
ISO A - ISO B - Standard
ISO A - ISO B - Standard
ISO A - ISO B - Standard
ISO A - ISO B - Standard

Agriculture
Agriculture
Agriculture
Agriculture
Agriculture

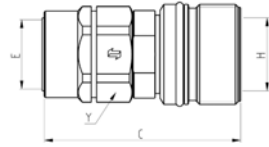
Screw Together
Screw Together
Screw Together
Screw Together
Screw Together

Check Valves
Valvole
Rückschlagventile
Clapet Anti-retour

Diagnostic
Diagnostik
Diagnostik
Diagnostik
Diagnostik

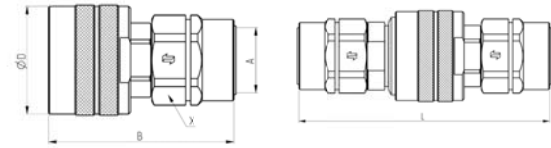
Flat Face
Innessi Face plana
Flächichtend
Clapet a Face Plana

Multiester
Multiester
Multiester
Multiester
Multiester



Female – Femmina – Muffe – Femelle

Size Base BG Taille	Thread Filetto Anschluss Filetage	Part Number Codice Articolo Artikelnummer Désignation	Weight Peso Gewicht Poids	Package Confezione Verpackung Colis				
mm	inch.	mm (in)	mm (in)	mm (in)	mm (in)	g (lbs)	No.	
6.3	1/4"	F	CVV04 14 GAS F	1/4" BSP Female	64 (2.52)	13.1 (0.52)	19 (0.75)	
6.3	1/4"	2/	CVV042/1415 F	M14x1,5 Male 8L	59 (2.33)	13.1 (0.52)	19 (0.75)	
6.3	1/4"	7/	CVV047/1415 F	M14x1,5 Male 8L	75 (2.96)	13.1 (0.52)	26 (1.02)	19 (0.75)
10	3/8"	F	CVV06 38 GAS F	3/8" BSP Female	71 (2.80)	17.6 (0.69)	24 (0.94)	
10	3/8"	2/	CVV062/1615 F	M16x1,5 Male 10L	68 (2.68)	17.6 (0.69)	24 (0.94)	
12.5	1/2"	F	CVV08 38 GAS FV	3/8" BSP Female	58 (2.28)	22 (0.87)	27 (1.06)	
12.5	1/2"	F	CVV08 12 GAS FV	1/2" BSP Female	62 (2.44)	22 (0.87)	27 (1.06)	
12.5	1/2"	0/	CVV080/12GAS FV	1/2" BSP Female O'Ring	62 (2.44)	22 (0.87)	27 (1.06)	
12.5	1/2"	2/	CVV082/1815 FV	M18x1,5 Male 12L	58 (2.28)	22 (0.87)	27 (1.06)	
12.5	1/2"	2/	CVV082/2215 FV	M22x1,5 Male 15L	59 (2.33)	22 (0.87)	27 (1.06)	
12.5	1/2"	5/	CVV085/1815 FV	M18x1,5 Male 12L	82 (3.23)	22 (0.87)	35 (1.38)	27 (1.06)
12.5	1/2"	5/	CVV085/2215 FV	M22x1,5 Male 15L	82 (3.23)	22 (0.87)	35 (1.38)	27 (1.06)
12.5	1/2"	7/	CVV087/1815 FV	M18x1,5 Male 12L	73 (2.87)	22 (0.87)	26 (1.02)	27 (1.06)
12.5	1/2"	7/	CVV087/2215 FV	M22x1,5 Male 15L	73 (2.87)	22 (0.87)	26 (1.02)	27 (1.06)
20	3/4"	F	CVV12 34GAS FV	3/4" BSP Female	83 (3.27)	28.1 (1.11)	38 (1.50)	
25	1"	F	CVV16 34 GAS FV	3/4" BSP Female	90 (3.54)	35 (1.38)	38 (1.50)	
25	1"	F	CVV16 1GAS FV	1" BSP Female	95 (3.74)	35 (1.38)	42 (1.65)	
25	1"	0/	CVV163/1GAS FV	1" BSP Female O'Ring	93 (3.66)	35 (1.38)	42 (1.65)	
25	1"	2/	CVV162/302 F V	M30x2 Male 22L	89 (3.50)	35 (1.38)	38 (1.50)	
25	1"	3/	CVV163/362 F V	M36x2 Male 25S	93 (3.66)	35 (1.38)	38 (1.50)	
25	1"	3/	CVV163/422 F V	M42x2 Male 30S	90 (3.54)	35 (1.38)	46 (1.81)	
25	1"	5/	CVV165/302 F V	M30x2 Male 22L	109 (4.29)	35 (1.38)	34 (1.34)	41 (1.61)
25	1"	6/	CVV166/362 F V	M36x2 Male 25S	113 (4.45)	35 (1.38)	38 (1.50)	42 (1.65)
25	1"	6/	CVV166/422 F V	M42x2 Male 30S	110 (4.33)	35 (1.38)	40 (1.57)	50 (1.97)
40	1 1/2"	F	CVV24 112GAS FV	1 1/2" BSP Female	121 (4.76)	54 (2.13)	65 (2.56)	
40	1 1/2"	3/	CVV243/422 F V	M42x2 Male 30S	115 (4.53)	54 (2.13)	55 (2.17)	
40	1 1/2"	3/	CVV243/522 F V	M52x2 Male 38S	117 (4.61)	54 (2.13)	55 (2.17)	
40	1 1/2"	6/	CVV246/422 F V	M42x2 Male 30S	135 (5.31)	54 (2.13)	40 (1.57)	55 (2.17)



Male – Maschio – Stecker – Male

Size Base BG Taille	Thread Filetto Anschluss Filetage	Part Number Codice Articolo Artikelnummer Désignation	A	B	D	L	P	X	Weight Peso Gewicht Poids	Package Confezione Verpackung Colis
mm	inch.	mm (in)	mm (in)	mm (in)	mm (in)	mm (in)	mm (in)	mm (in)	g (lbs)	No.
6.3	1/4"	F	CVV04 14 GAS M	1/4" BSP Female	64 (2.52)	30 (1.18)	B+C-27 (1.06)	19 (0.75)		
6.3	1/4"	2/	CVV042/1415 M	M14x1,5 Male 8L	59 (2.33)	30 (1.18)	B+C-27 (1.06)	19 (0.75)		
10	3/8"	F	CVV06 38 GAS M	3/8" BSP Female	71 (2.80)	34 (1.34)	B+C-28 (1.10)	24 (0.94)		
10	3/8"	2/	CVV062/1615 M	M16x1,5 Male 10L	68 (2.68)	34 (1.34)	B+C-28 (1.10)	24 (0.94)		
12.5	1/2"	F	CVV08 38 GAS MV	3/8" BSP Female	64 (2.52)	42 (1.65)	B+C-26 (1.02)	27 (1.06)		
12.5	1/2"	F	CVV08 12 GAS MV	1/2" BSP Female	68 (2.68)	42 (1.65)	B+C-26 (1.02)	27 (1.06)		
12.5	1/2"	0/	CVV080/12GAS MV	1/2" BSP Female O'Ring	68 (2.68)	42 (1.65)	B+C-26 (1.02)	27 (1.06)		
12.5	1/2"	2/	CVV082/1815 MV	M18x1,5 Male 12L	64 (2.52)	42 (1.65)	B+C-26 (1.02)	27 (1.06)		
12.5	1/2"	2/	CVV082/2215 MV	M22x1,5 Male 15L	65 (2.56)	42 (1.65)	B+C-26 (1.02)	27 (1.06)		
12.5	1/2"	5/	CVV085/1815 MV	M18x1,5 Male 12L	88 (3.46)	42 (1.65)	B+C-26 (1.02)	35 (1.38)	27 (1.06)	
12.5	1/2"	5/	CVV085/2215 MV	M22x1,5 Male 15L	88 (3.46)	42 (1.65)	B+C-26 (1.02)	35 (1.38)	27 (1.06)	
12.5	1/2"	7/	CVV087/1815 MV	M18x1,5 Male 12L	79 (3.11)	42 (1.65)	B+C-26 (1.02)	26 (1.02)	27 (1.06)	
12.5	1/2"	7/	CVV087/2215 MV	M22x1,5 Male 15L	79 (3.11)	42 (1.65)	B+C-26 (1.02)	26 (1.02)	27 (1.06)	
20	3/4"	F	CVV12 34GAS MV	3/4" BSP Female	85 (3.35)	48 (1.89)	B+C-31 (1.22)	38 (1.50)		
25	1"	F	CVV16 34 GAS MV	3/4" BSP Female	90 (3.54)	56 (2.20)	B+C-34 (1.34)	38 (1.50)		
25	1"	F	CVV16 1GAS MV	1" BSP Female	95 (3.74)	56 (2.20)	B+C-34 (1.34)	42 (1.65)		
25	1"	0/	CVV160/1GAS MV	1" BSP Female O'Ring	93 (3.66)	56 (2.20)	B+C-34 (1.34)	42 (1.65)		
25	1"	2/	CVV162/302 M V	M30x2 Male 22L	89 (3.50)	56 (2.20)	B+C-34 (1.34)	38 (1.50)		
25	1"	3/	CVV163/362 M V	M36x2 Male 25S	93 (3.66)	56 (2.20)	B+C-34 (1.34)	38 (1.50)		
25	1"	3/	CVV163/422 M V	M42x2 Male 30S	90 (3.54)	56 (2.20)	B+C-34 (1.34)	46 (1.81)		
25	1"	5/	CVV165/302 M V	M30x2 Male 22L	109 (4.29)	56 (2.20)	B+C-34 (1.34)	34 (1.34)	41 (1.61)	
25	1"	6/	CVV166/362 M V	M36x2 Male 25S	113 (4.45)	56 (2.20)	B+C-34 (1.34)	38 (1.50)	42 (1.65)	
25	1"	6/	CVV166/422 M V	M42x2 Male 30S	110 (4.33)	56 (2.20)	B+C-34 (1.34)	40 (1.57)	50 (1.97)	
40	1 1/2"	F	CVV24 112GAS MV	1 1/2" BSP Female	131 (5.16)	80 (3.15)	B+C-49 (1.93)	65 (2.56)		
40	1 1/2"	3/	CVV243/422 M V	M42x2 Male 30S	125 (4.92)	80 (3.15)	B+C-49 (1.93)	55 (2.17)		
40	1 1/2"	3/	CVV243/522 M V	M52x2 Male 38S	127 (5.00)	80 (3.15)	B+C-49 (1.93)	55 (2.17)		
40	1 1/2"	6/	CVV246/422 M V	M42x2 Male 30S	145 (5.71)	80 (3.15)	B+C-49 (1.93)	40 (1.57)	55 (2.17)	

ISO A - ISO B - Standard
 ISO A - ISO B - Standard
 ISO A - ISO B - Standard
 ISO A - ISO B - Standard

Agriculture
 Agricoltura
 Ausbaumung
 Agrartechnik
 Agriculture

Screw Together
 Anbringen
 Schraubverbindungen
 A Visser

Check Valves
 Ventile
 Rückschlagventile
 Clapet Anti-retour

Diagnostic
 Diagnostik
 Diagnostik

Flat Face
 Innesti
 Flachflächend
 Clapet à Face Plat

Multifaster
 Multifunktion
 Multiverbindungen
 Multifaster

ISO A - ISO B - Standard
 ISO A - ISO B - Standard
 ISO A - ISO B - Standard
 ISO A - ISO B - Standard

Agriculture
 Agricoltura
 Ausbaumung
 Agrartechnik
 Agriculture

Screw Together
 Anbringen
 Schraubverbindungen
 A Visser


Check Valves
 Ventile
 Rückschlagventile
 Clapet Anti-retour

Diagnostic
 Diagnostik
 Diagnostik

Flat Face
 Innesti
 Flachflächend
 Clapet à Face Plat

Multifaster
 Multifunktion
 Multiverbindungen
 Multifaster

Accessories - Accessori - Zubeh¶r - Accessoires

Size Base BG Taille		Dust protections Tappi Protezione Staubschutzteile Capuchons		Dust protections Tappi Protezione Staubschutzteile Capuchons		Seal Kits Guarnizioni di ricambio Ersatzdichtungen Joints		Package Confezione Verpackung Collis	
		PVC	Aluminum	PVC	Aluminum				
mm	inch.	Part Number Codice Articolo Artikelnummer Désignation	Colour Farbe Couleur	Part Number Codice Articolo Artikelnummer Désignation	Colour Farbe Couleur				
6.3	1/4"	TMVV 04	●	TFVV 04	●	SK CVV 04	1*		
10	3/8"	TMVV 06	●	TFVV 06	●	SK CVV 06	1*		
12.5	1/2"	TMVV 08	●	TFVV 08	●	SK CVV 08 V	1*		
20	3/4"	TMVV 12	●	TFVV 12	●	SK CVV 12 V	1*		
25	1"	TMVV 16	●	TFVV 16	●	SK CVV 16 V	1*		
40	1 1/2"	TMVV 24	●	TFVV 24	●	SK CVV 24 V	1**		

*10 O-rings + 10 PTFE rings (V Viton) ** 5 O-rings

Thread Filetto Anschluss Filetage

